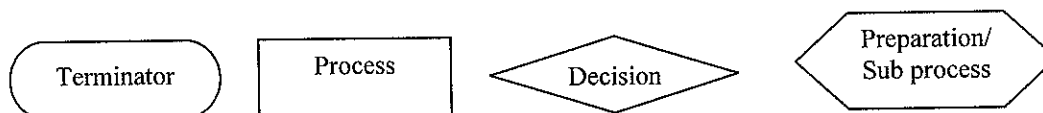


Flowchart

A flow chart is defined as a pictorial representation describing a process being studied or even used to plan stages of a project. Flow charts tend to provide people with a common language or reference point when dealing with a project or process.



Three core constructs

Sequence

Choice

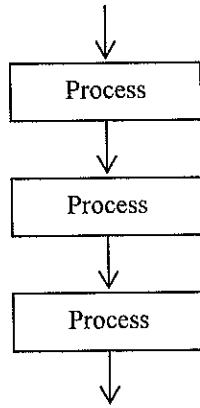
Repetition

Any algorithm can be represented by sequence, choice & repetition.

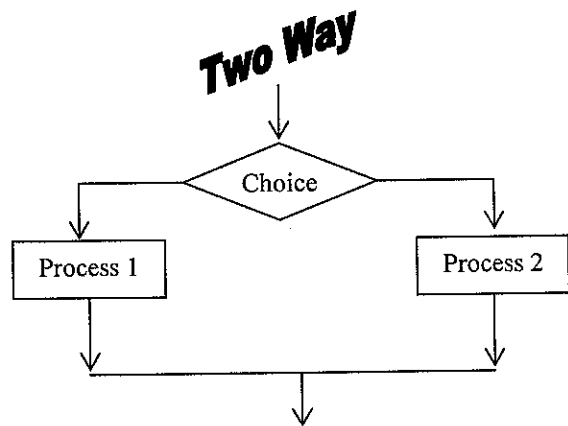
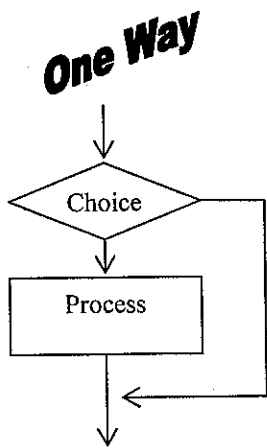
Steps involved in Index/counted Loops

1. Initialize the loop index to a specific value.
2. Carrying out the processing within the loop.
3. Modifying the value of the loop index.
4. Testing the current value of the loop index.

Sequence



Choice



Repetition

